



# 7. Become A Habitat Hero





Below are some discussion points and questions about the video!

## Critter Q&A



WHAT IS A HABITAT?

WHAT DOES A HABITAT PROVIDE FOR AN ANIMAL?

CAN YOU NAME ONE HABITAT, AN ANIMAL THAT CALLS IT HOME AND DESCRIBE HOW THE ANIMAL IS ADAPTED TO LIVE THERE?

WHY ARE HABITATS IN DANGER? CAN YOU NAME THREE THREATS!

WHAT HABITAT WOULD YOU LIKE AND WHY?

HOW CAN WE HELP AND HOW CAN WE BE HABITAT HEROES?





puzzle  
time



# WEE CRITTERS

INTERACTIVE ANIMAL EDUCATION



CAN YOU FIND THE WORDS HIDDEN IN THE GRID?

Q	S	N	O	I	T	A	T	P	A	D	A
K	F	A	R	A	W	S	J	L	T	S	F
G	R	A	S	S	L	A	N	D	E	K	I
D	A	W	E	E	T	H	R	A	T	S	X
N	I	H	S	F	D	S	T	N	A	L	P
A	N	I	A	I	F	H	E	L	N	F	T
L	F	D	M	B	F	E	N	D	I	S	R
T	O	W	O	A	I	L	B	N	M	W	E
E	R	R	K	P	E	T	A	I	A	R	S
W	E	G	R	A	S	E	A	G	L	B	E
H	S	T	H	R	C	R	V	T	S	C	D
C	T	W	O	O	T	H	R	E	A	T	S

habitat  
hero  
shelter  
adaptations  
grassland  
desert  
wetland  
ocean  
rainforest  
threats  
plants  
animals

Unscramble the letters

AHATBIT

EHSORE





Draw a picture  
of your house  
and the people  
who live in your  
home with you.

Home  
Sweet  
Home



INTERACTIVE ANIMAL EDUCATION



Draw lines to match the picture of each mammal to the correct habitat (where they live)

Match Them Up





# WEE WAYS

to change  
the world



Become a habitat hero!



**No place  
like home!**

Little  
explorers must  
select and learn  
all about an  
animal and its  
habitat!



**In the video we talked about how  
habitats provide food, water, shelter  
and space for animals and how animals  
are adapted to live there!**

Using the templates overleaf, little explorers should select and research an animal of their choice and its habitat. They can draw a picture of their chosen animal and complete the facts about them!





Pick an animal  
and fill in the  
details and  
answers to the  
questions below.



**Name of your animal**

---

**What kind of habitat does it live in?**

---

**What does it eat?**

---

---

---

**What features help your  
animal survive in its habitat?**

---

---

---

**Which predators prey  
on your animal?**

---

---

---

**How does it protect  
itself from predators?**

---

---

---



Draw a picture  
of your chosen  
animal and its  
habitat!





Spot the animal in each row which is the odd one out

Odd One Out



Which of these animals does not live in a rainforest?



ORANGUTAN

TAPIR

TREE FROG

TOUCAN

CAMEL

Which of these animals does not live in a cold environment?



WALRUS

SNOWY OWL

BROWN BEAR

RUFFED LEMUR

RED PANDA

SNOW LEOPARD

Which of these animals do not live in a desert habitat?



MEERKAT

RATTLESNAKE

CHIMPANZEE

SCORPION

PARROT

Circle the mammal that we can't find in our country!



RED SQUIRREL

HEDGEHOG

FOX

BADGER

BEAVER



**Wildlife  
friendly  
school  
spaces**

There are lots  
of ways to make  
your school more  
wildlife friendly!



**There are lots of ways that we can be  
habitat heroes at school by creating  
wildlife friendly outdoor spaces!**



Pick up litter



Plant trees



Plant wildflowers



Install nest boxes,  
hedgehog houses and bug hotels



Feed wildlife

**Chat to your principal to  
see if there is  
somewhere outdoors  
which could become a  
safe space for wildlife!**



# Build a bug hotel

Create a 5 star hotel for some marvellous minibeasts!



## Choose a suitable site.

- Find a space outdoors, at school, which is on flat ground and quiet.
- Your location will determine which insects visit. For example, some minibeasts like cool damp conditions and some prefer warmer areas in the sun!

## Build your bug hotel!

- Place bricks on the ground for your hotel to sit on top of. Make sure there are gaps between the bricks where bugs can also hang out.
- You will need a strong framework that's no more than a metre high! You can use three or four old wooden pallets, placed on top of each other, as these are strong and have ready made gaps!

## Make the guests' rooms.

Fill all of the gaps with different materials to create cosy spaces for your insect friends.

- dead wood and loose bark
- logs
- small tubes made out of bamboo, reeds or drilled logs
- stones, tiles and bricks
- dry leaves, sticks or straw

## It's time to check in...

'Bee' patient and soon your guests will check in to your bug hotel!





**Critter  
craft**

Reuse an old  
box to create  
your very own  
habitat!



## **Turn an old shoe box or cardboard box into an amazing animal habitat!**

- Select a habitat that you would like to make (desert, polar, ocean, wetlands, forest, rainforest, etc)
- Decorate your box to create your habitat using a range of materials such as paper, tissue paper and other items that you have in the classroom or you could even go out doors and collect some natural materials such as leaves, twigs and stones!
- Think about what the animals living in the habitat need such as shelter, what kind of food they eat, water, space, etc.
- Once you are happy with your habitat, you can add animals! These could be drawings that you make, crafted animals, printed pictures of your animals, cut outs from a magazine, plastic figures or you could even make your animals out of clay!





## Mini habitat sensory tubs

Create mini  
sensory tubs,  
with animal  
habitat themes,  
for playtime!




**Select a few different habitats  
and create sensory tubs with  
items found around the classroom!**







JOIN THE DOTS TO IDENTIFY A  
SPECIAL RAINFOREST FRIEND!





# Poems & Songs



## ANIMAL HABITATS

(to the tune of 'on top of old smoky')

ON TOP OF A MOUNTAIN  
OR UNDER THE SEA  
THERE ARE SO MANY PLACES  
WHERE CREATURES MAY BE

ALONE IN A DESERT  
OR GROUPED ON A FARM  
OR TUCKED IN A TREE TRUNK  
AWAY FROM ALL HARM.

ON BRIGHT, SUNNY GRASSLANDS  
OR IN A DARK CAVE  
IN JUNGLES AND FORESTS  
WHERE ALL MUST BE BRAVE

ON ICE IN THE ARCTIC  
OR HOLED UNDERGROUND  
THERE ARE SO MANY PLACES  
WHERE CREATURES ARE FOUND



## HABITAT SONG

(to the tune of 'twinkle twinkle little star')

DESERT DESERT NEAR OR FAR  
HOW I WONDER WHAT YOU ARE  
YOU ARE HOT AND YOU ARE DRY  
FULL OF SAND AND GREEN CACTI  
DESERT, DESERT NEAR OR FAR  
HOW I WONDER WHAT YOU ARE



OCEAN, OCEAN NEAR OR FAR  
HOW I WONDER WHAT YOU ARE  
YOU ARE SALTY AND SO BIG  
ANIMALS SWIM AND OTHERS DIG  
OCEAN, OCEAN NEAR OR FAR  
HOW I WONDER WHAT YOU ARE



GRASSLAND, GRASSLAND NEAR OR FAR  
HOW I WONDER WHAT YOU ARE  
FULL OF GRASS AND A FEW TREES  
SO MANY ANIMALS CAN ROAM FREE  
GRASSLAND, GRASSLAND NEAR OR FAR  
HOW I WONDER WHAT YOU ARE



ARCTIC, ARCTIC NEAR OR FAR  
HOW I WONDER WHAT YOU ARE  
YOU ARE SNOWY AND SO COLD  
WHITE COLOUR YOUR ANIMALS HOLD  
ARCTIC, ARCTIC NEAR OR FAR  
HOW I WONDER WHAT YOU ARE



RAINFOREST, RAINFOREST NEAR OR FAR  
HOW I WONDER WHAT YOU ARE  
YOU ARE RAINY AND SO HOT  
ANIMALS AND PLANTS IN EVERY SPOT  
RAINFOREST, RAINFOREST NEAR OR FAR  
HOW I WONDER WHAT YOU ARE







# SNACK TIME



You may need someone to help you out with making this one!

1. Peel your banana and cut it in half.
2. Melt your chocolate. Dip both ends of your banana into the chocolate.
3. Place two orange smarties on the bottom of your banana to make the penguin's feet.
4. Place another smartie on your penguin's face to make the penguin's beak.
5. Add edible eyes above the beak.
6. If you don't have edible eyes you can use white chocolate buttons or melted white chocolate instead.









IT'S IMPORTANT  
TO EAT FIVE  
PORTIONS OF FRUIT  
AND VEGETABLES  
A DAY TO STAY  
HEALTHY!







CHECK OUT SOME OF OUR BOOK  
RECOMMENDATIONS ALL ABOUT  
ANIMALS AND THEIR HOMES!







THERE ARE HABITATS ALL AROUND US.  
HEAD OUTDOORS TO YOUR GARDEN, SCHOOL  
PLAYGROUND, LOCAL BEACH OR LOCAL  
WOODLAND AND ENJOY NATURE!

WHAT WILDLIFE CAN YOU SPOT?



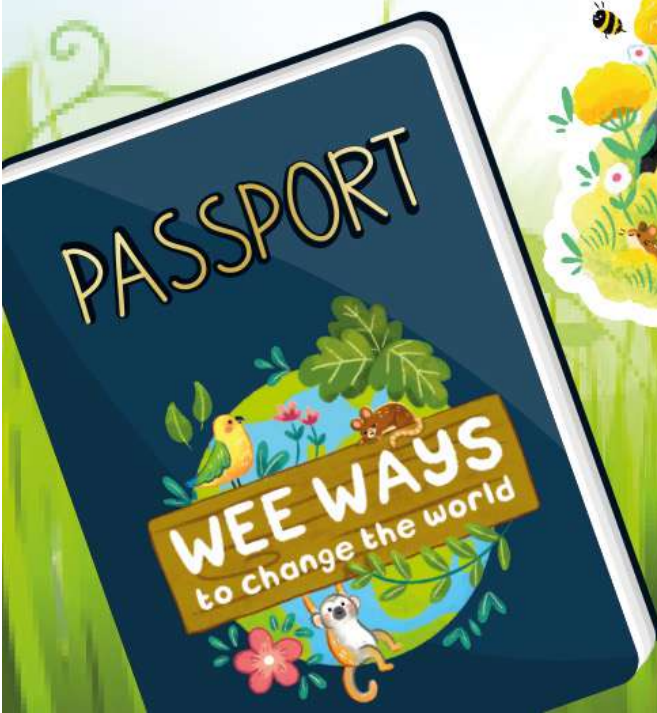




# EXPLORER PASSPORT

YOU HAVE NOW COMPLETED THE 'BECOME A HABITAT HERO' SECTION OF OUR WEE WAYS TO CHANGE THE WORLD JOURNEY! MAKE SURE YOU CUT OUT YOUR PASSPORT STAMP AND STICK IT ONTO YOUR EXPLORER PASSPORT.

## 7. Become A Habitat Hero







# A WILD TIME AWAITS...



079 1278 5047



hello@weecritters.org



/WeeCrittersNI



@WeeCrittersNI

COPYRIGHT © 2021 WEE CRITTERS

WWW.WEECRITTERS.ORG